

## **HWASHI WIRE MESH WELDING MACHINEN CATALOGUE**

Here are some of our multiple head wire mesh welding machine, the most suitable welding width is within 2000mm, the welding length is no limited. General welding wire diameter is 2-8mm (also can be customized)

Reference quotation:

FOB Shenzhen USD 18000-35000

Machine price will influenced by the number of welding head, welding power supply, as well as fixture dimension.

Those machine all can be equipped with automatic fixture, fixture can be single layer, or double layer, which it depends on your production rate requirements.

# 18 Wire Mesh Cantilever Type Welding Machine

## 铁线丝网悬臂式焊机



Double layer automatic fixture.

### 产品概述

铁线丝网悬臂式焊机根据工件要求，设计机头一字排列，多组焊接机头，可以焊接范围内的焊点，分多次完成整排焊点的焊接；焊接方式采用双面多点凸焊结构。

### 性能特点



1. 焊接机头置横梁上，配有滑轨，可左右移动，便于调节焊点间距离，适用多种工件的焊接。
2. 上电极作垂直移动完成焊接过程，并具有前后平滑调节的工作距离，下电极模具安装可作左右方向调节。
3. 本机器除人工排线外，送料与组合焊接为全自动进行，节省人工，生产效率高。

### 适用范围

适用于多点碳钢，低合金钢、不锈钢、镀锌、镀镍等合金线材的交叉焊接。

### Welding Sample

#### 焊接产品



### Description


According to the welding requirement, multiple groups of welding head are arranged in one row. It can finish welding all the welding points within the range. The electrode will complete welding one by one. Welding method adopts double sides multipoint projection welding.

### Features

1. Welding heads are installed on the beam and equipped with slide rail so they can be moved from left to right. Convenient for adjusting the distance between the welding spots. Suitable for welding various kinds of product.
2. Upper electrode will conduct vertical movement during welding process. It can be adjusted from front to back. The lower electrode could be adjusted from left to right.
3. Except for manual wire filling, the feeding and welding is automatic. Labor force saving, high production rate.

### Application

Suitable for multipoint wire mesh welding in material like low carbon steel, low steel alloy, stainless steel, galvanized steel, nickel plated steel, etc.



#### 技术参数 Technical Parameters

输入电压 Input Voltage	380V 单相 Single-phase
电源功率 Power	150KVA
焊接电源 Welding Power	工频交流脉冲电源 AC pulsed power
输出电压 Output Voltage	AC7.8V
最大短路电流 Max. Short Circuit Current	38KA
焊接规范 Welding Model	15种 15 types
单排长度 Electrode Width	120mm
焊接有效长度 Effective Welding Length	1000mm
产品最大长度 Product Max. Length	2000mm

# 19 Wire Mesh Gantry Type Welding Machine

## 铁线丝网龙门式焊机



WL-SQ-150K

### 产品概述

主机采用龙门式结构，刚性好、变形小，适用于不同间距、不同直径钢筋、不同长度钢片的焊接。两个变压器同时工作，次变压器可补偿主变压器因次级铜板过长造成的电流损耗，达到每个焊点保持一致的焊接效果。

### 适用范围

适用多点碳钢、低合金钢、不锈钢、镀锌、镀镍等合金线材的交叉焊接。应用于护栏网、货架、购物车、烧烤网、宠物笼、置物架等制造行业。

### 性能特点

1. 多个焊接机头置横梁上，配有滑轨，可左右移动，便于调节焊点间距离，适用多种工件的焊接。机头焊接程序灵活多变，可选择从中间到两边的焊接程序，也可选择从两边到中间的焊接程序等，多达1000多种焊接可供选择动作顺序（可以通过改变参数任意组合），杜绝焊接后的变形。
2. 焊机电极加压动作采用压缩空气实现焊接压力稳定，每个电极压力单独可调，每个气缸行程可单独调整（0~50mm）。上电极作垂直移动完成焊接过程，并具有前后平滑调节的工作距离，下电极模具安装可作左右方向调节，模具安装简便。
3. 可选配自动化送料装置：设备除人工排线外，可采用编码式伺服电机送料机构，反应速度快、控制精度高。自动化送料机构采用两套，左右各一套，或采用两层，上下各一套。自动循环工作，效率高、速度快。